

860

SERIES

RESILIENT
SEATED

PureFlex



PUREFLEX
COMPOSITE GROUP

860 VALVE BODY

SERIES

Strong
Light Weight
Zero Corrosion

The 860 series valve body is manufactured from Durcor-62™, PureFlex proprietary advanced fiber reinforced composite. Durcor-62™ has tensile and compressive strengths that rival steel along with outstanding impact resistance that is unmatched in the industry. Its reinforcing fibers are long and interlocked, this interlocked reinforcement system transfers loads throughout the fiber matrix, making the 860 series valve body virtually indestructible. The strength of Durcor-62™ enables the 860 series valve to maintain ANSI face to face dimensions, be direct threaded for lug design and allows it to be installed in any type of piping system without the need for special considerations. Durcor-62™ excels in temperatures from (-)60°F to 250°F and has only .001" of thermal expansion across its full temperature range.

- Tensile strength of 50,000psi per ASTM D-638 or 358 Mpa
- Notched Izod impact strength of 30 ft.. lb/inch per ASTM D-256 or 1760 J/M are achieved.

Tensile strength comparison

Steel 60,000psi

Durcor-62™ 50,000psi

FRP 12,000psi



Durcor-62™ vinyl ester resin backbone provides excellent protection when exposed to aggressive chemicals and hostile atmospheres such as acid sprays, bleach, salt water and high chlorides. The 860 series valve body out performs ductile iron valves not only in corrosive environments but non-corrosive as well. Its lightweight advantage reduces the need for heavier support structures for hanging, eliminates the need for extra equipment and personnel for valve installation and reduces pipe strain once installed. The 860 series "valve body" is so dependable and maintenance free that we offer the industries first 5 year warranty against failure. Contact PureFlex or your local distributor for details.

LIMITED
5 YEAR
WARRANTY
Visit www.pureflex.com for details



**The strongest, lightest, most chemically resistant
valve body in the world**

FEATURES



PureFlex 860 series valves take resilient seated butterfly valve technology to the next generation in reliability. The valve is bubble tight at full rated pressure of 150psi, has triple stem seals for unmatched leak free dependability and it can operate at temperatures between (-)60°F to 250°F (Consult factory for higher temperature applications). The 860 fiber reinforced vinyl ester valve body has a zero corrosion rate, the strength of steel with only 1/2 the weight, and is virtually indestructible. The 860 series is used for shut-off, throttling and transfer of many corrosive and erosive fluids and has the purity required for ultra-pure and food applications.



Double "D" machined stem

ISO 5211 compliant actuator mounting flange

Atmospheric stem seal

PTFE composite bearing (top & bottom) is self lubricating, reduces turning torque and is maintenance free

304 s.s. tapered ring compresses resilient seat onto Locking barbs located on disc stem to provide tortuous no leak path, part of triple stem seal design

Disc & Stem are one piece cast design (no welding) with thin profile for higher Cv flow rates. Disc is metal alloy or Encapsulated with food grade EPDM or Hypalon

Seat is thick elastomer in either food grade EPDM meeting FDA regulation 21CFR177.2600 or Hypalon

Durcor-62™ body virtually indestructible, light weight & corrosion resistant

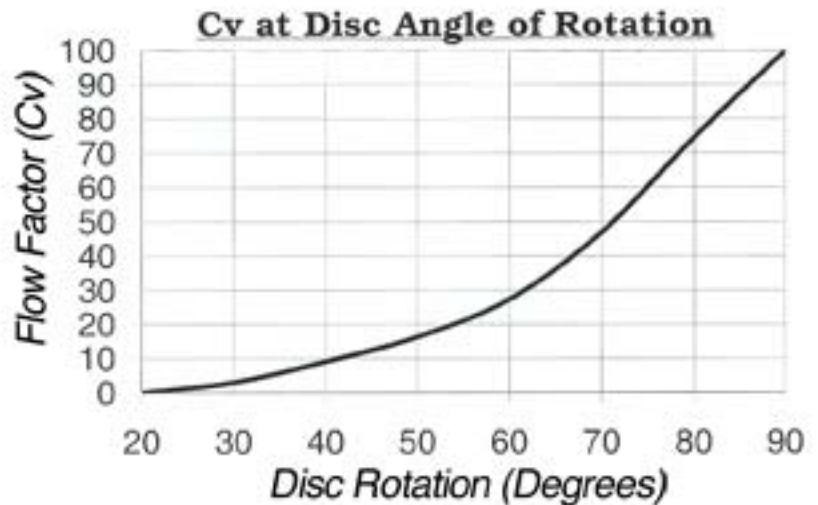
Disc Choices

- EPDM / Plated DCI
- Hypalon / Plated DCI
- 316 s.s.
- Hastelloy® C276
- Titanium Gr. C-2

TECHNICAL DATA

Cv Data

Valve Size	Full Open Cv
2"	112
3"	334
4"	570
6"	1415
8"	3110
10"	5223
12"	7944
14"	9766
16"	13150
Refer To Flow Chart	



Sizing Torques

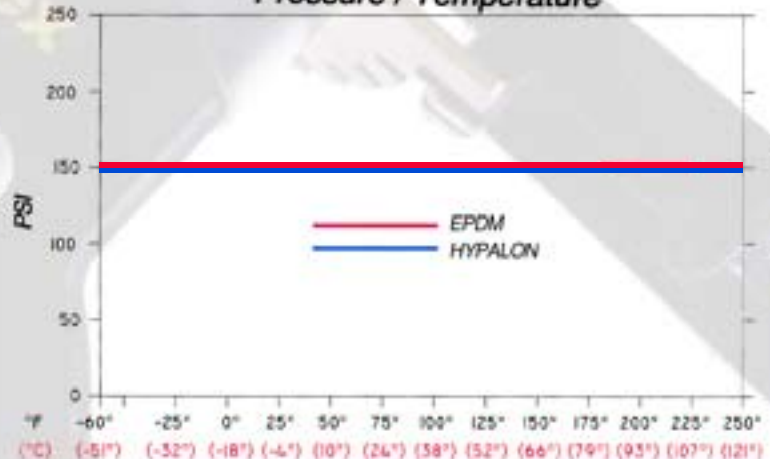
Valve Size	Max. Differential Pressure
2"	152 in - lbs.
3"	218 in - lbs.
4"	350 in - lbs.
6"	794 in - lbs.
8"	1210 in - lbs.
10"	2360 in - lbs.
12"	3617 in - lbs.
14"	5680 in - lbs.
16"	7431 in - lbs.

Disc Position (degrees)	Percent of Total Cv
20	0
30	3
40	9.1
50	16.3
60	27.4
70	47
80	74.5
90	100
Refer to chart above	

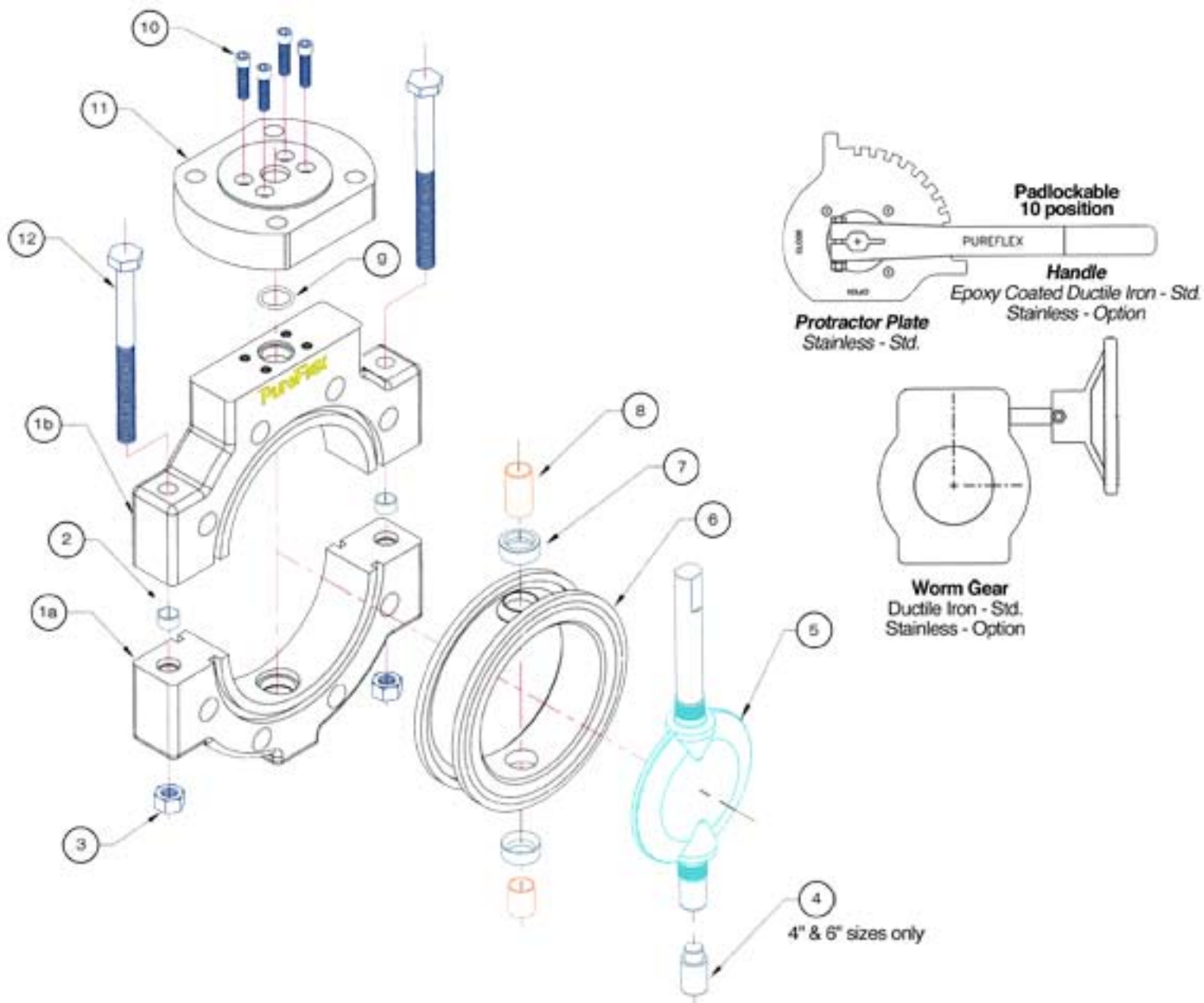
860 VALVE DATA

SIZES: 2" TO 16" FLANGED WAFER & LUG BODY
PRESSURE: FULL VACUUM TO 150PSI
TEMPERATURE RATING: (-)60°F TO 250°F
FLOW: BI-DIRECTIONAL
COMFORMANCE: CONFORMS TO ALL APPLICABLE STANDARDS API 609, DIN 3202 ISO 5752, BS EN593 AND FDA 21CFR177.2600
FLANGE ADAPTABILITY: ANSI B16.5 CLASS 150 ANSI CLASS B16.1 CLASS 125. OTHER FLANGE DRILLINGS ARE AVAILABLE
 (CONSULT FACTORY FOR HIGHER TEMPERATURE RATINGS)

Pressure / Temperature



PARTS LIST & MATERIALS



860 series valve parts list

ITEM	DESCRIPTION	STANDARD MATERIAL	QTY.
1a & 1b	Body	Durcor-62™	1
2	Alignment Bushing	Steel	2
3	Nut	Gr. 2H ASTM A194-PTFE Coated	2
4	Stem Extension (4" & 6" Sizes Only)	CF8M Stainless Steel	1
5	Disc	EPDM\ Nickel Plated DCI	1
6	Seat	*Food Grade EPDM (ASTM D2000 #MICA714Z)	1
7	Taper Ring	304 Stainless Steel	2
8	Bearing	PTFE-Composite	2
9	Atmospheric Seal	Viton® (FKM)	1
10	Socket Head Cap Screw	Gr. B7 ASTM A193-PTFE Coated	4
11	ISO Mounting Flange	Durcor-62™	1
12	Hex Head Cap Screw	Gr. B7 ASTM A193-PTFE Coated	2

* = Raw material compliant with requirements set forth in FDA reg. 21 CFR 177.2600

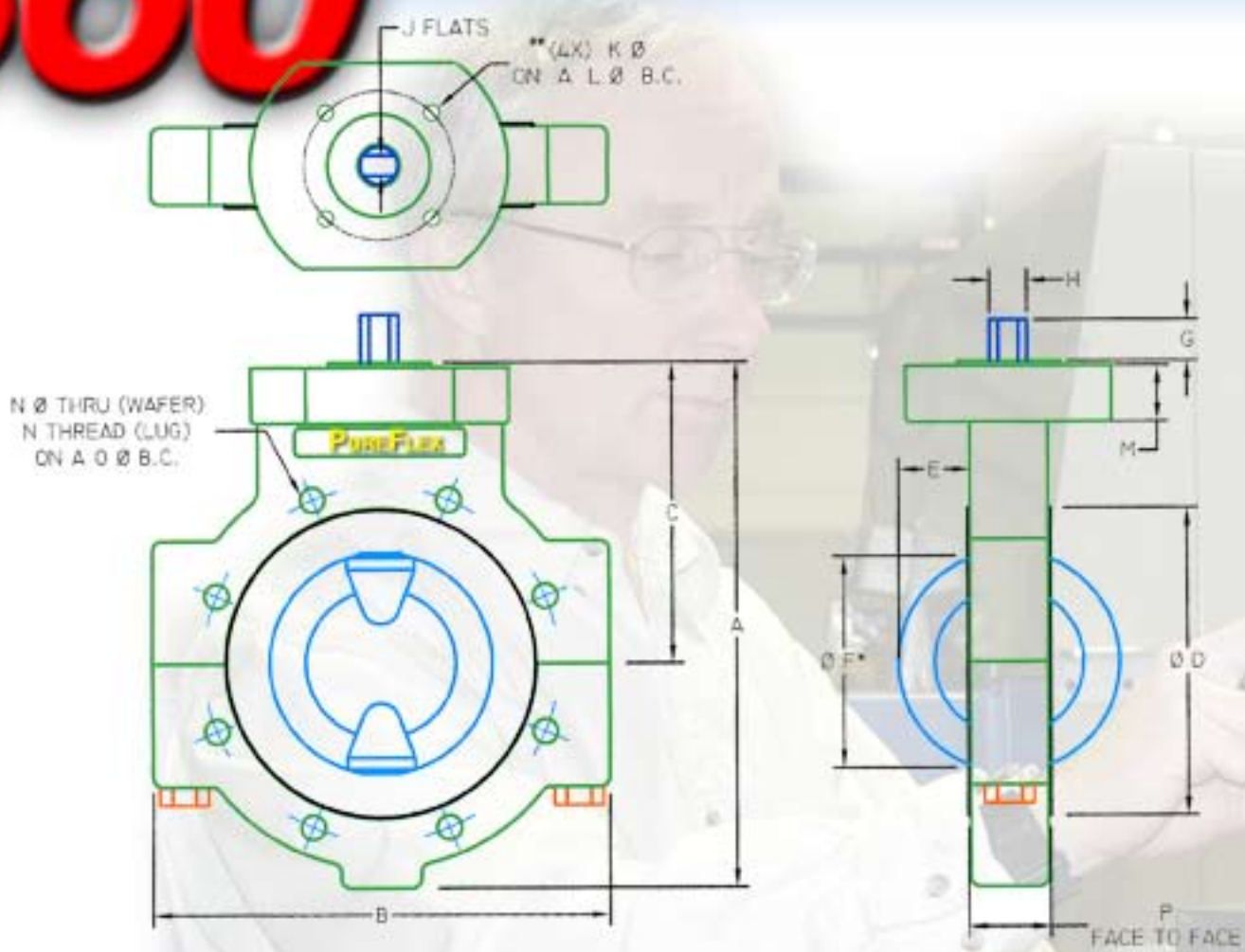
Viton® = Registered trademark of Dupont Dow Elastomers

Valve Options

ITEM	OPTIONAL MATERIAL
10	Gr. B840 ASTM A193 Stainless Steel Hastelloy® C276 ASTM B574
5	Viton® (FKM) Hypalon® (CSM) UHMWPE\ Stainless Steel CF8M Stainless Steel
12	CW6M (Hastelloy C276) ASTM A494 Titanium Gr. C-2 ASTM B367 Gr. B840 ASTM A193 Stainless Steel Hastelloy C276 ASTM B574
4	CW6M (Hastelloy C276) ASTM A494 Titanium Gr. C-2 ASTM B367

Hastelloy® = Registered trademark of Haynes International, Inc.
Hypalon® = Registered trademark of DuPont Dow Elastomers

860 SERIES

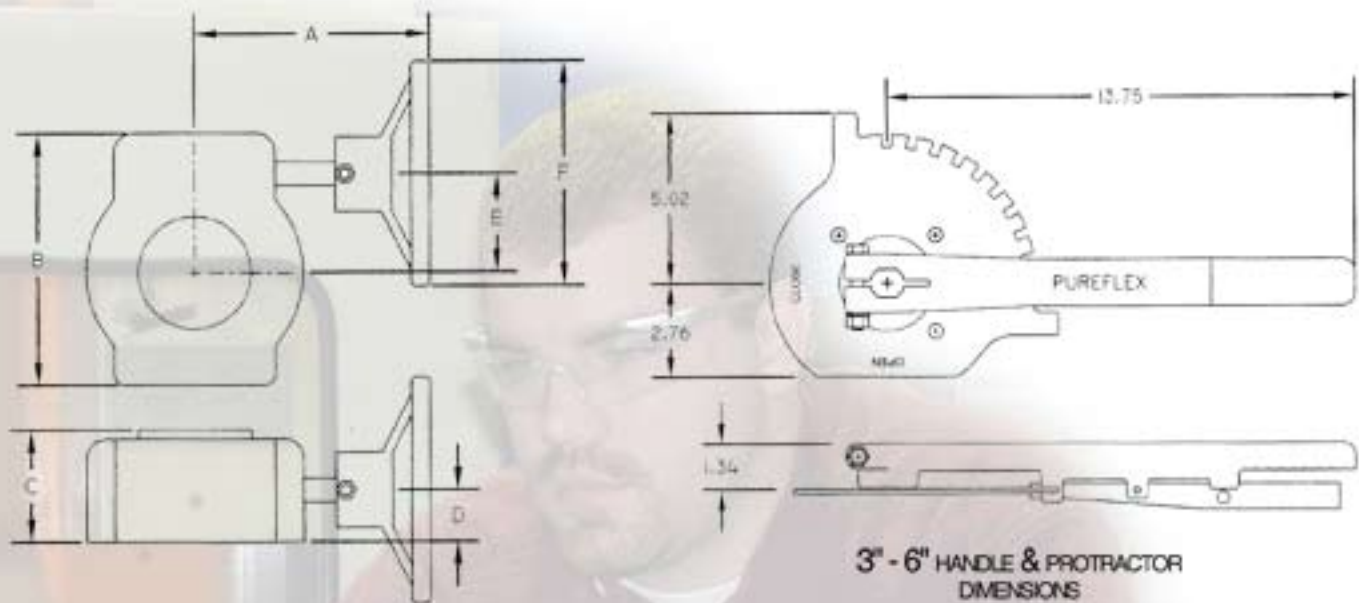


Series 860 Butterfly Valves

SIZE	A	B	C	D	E	F*	SHAFT			ISO FLANGE			WAFER	LUG	O	P	lb. WEIGHT
							G	H	J	K	L	M	N	N			
in. (mm)	in. (mm)	in. (mm)	in. (mm)	in. (mm)	in. (mm)	in. (mm)	in. (mm)	in. (mm)	in. (mm)	in. (mm)	in. (mm)	in. (mm)	in. (mm)	in. (mm)	in. (mm)	in. (mm)	kg
2 (50.8)	8 1/2 (223)	8 1/2 (209.6)	5 1/2 (140.5)	3 3/8 (91.7)	1 1/2 (11.9)	2 1/2 (52.4)	1 1/8 (33.3)	1/2 (15.9)	0.439 (11.2)	7/8 (11.1)	4.021 (102.1)	1/2 (12.7)	3/4 (19.1)	8-11 (120.7)	4 1/2 (41.3)	1 1/2 (41.3)	6 (2.7)
3 (76.2)	10 1/8 (255.6)	9 (228.6)	6 1/8 (160.3)	5 (127)	1 1/2 (17.5)	2 3/4 (65.9)	1 1/8 (33.3)	1/2 (15.9)	0.439 (11.2)	7/8 (11.1)	4.021 (102.1)	1/2 (22.2)	3/4 (19.1)	8-11 (152.4)	6 (44.5)	1 1/2 (44.5)	9 (4.1)
4 (101.6)	11 5/8 (287.3)	10 1/2 (260.4)	6 1/2 (173)	6 (152.4)	1 (25.4)	3 1/2 (88.1)	1 1/8 (33.3)	1/2 (15.9)	0.439 (11.2)	7/8 (11.1)	4.021 (102.1)	1/2 (22.2)	3/4 (19.1)	8-11 (190.5)	7 1/2 (50.8)	2 (50.8)	14 (6.3)
6 (152.4)	14 1/2 (358)	12 5/8 (310.4)	8 1/8 (204.8)	8 1/2 (209.6)	1 1/2 (47.6)	5 1/2 (139.7)	1 1/8 (33.3)	1 (25.4)	0.836 (21.2)	7/8 (11.1)	4.021 (102.1)	1 1/2 (38.1)	1 (22.2)	8-10 (241.3)	9 1/2 (54.0)	2 1/2 (54.0)	25 (11.3)
8 (203.2)	17 1/8 (436.6)	15 1/2 (390.5)	8 7/8 (214.3)	10 1/2 (260.4)	2 1/2 (68.3)	7 1/2 (187.3)	1 1/8 (33.3)	1 (25.4)	0.836 (21.2)	7/8 (11.1)	4.021 (102.1)	1 1/2 (38.1)	1 (22.2)	8-10 (298.5)	11 1/2 (63.5)	2 1/2 (63.5)	34 (15.3)
10 (254)	21 1/2 (535.8)	18 1/2 (477.8)	12 1/8 (312.7)	12 1/2 (311.2)	3 1/2 (92.1)	9 1/2 (242.9)	1 1/2 (44.5)	1 1/2 (34.9)	1.000 (25.4)	1 (14.3)	4.921 (125)	1 1/2 (38.1)	1 (25.4)	8-9 (362)	14 1/2 (63.5)	2 1/2 (63.5)	52 (23.4)
12 (304.8)	23 1/2 (603.3)	21 (533.4)	13 5/8 (338.1)	14 1/2 (365.1)	4 1/8 (112.7)	11 1/2 (293.7)	2 1/2 (54)	1 1/2 (34.9)	1.000 (25.4)	1 (14.3)	4.921 (125)	1 1/2 (38.1)	1 (25.4)	8-9 (431.8)	17 (76.2)	3 (76.2)	65 (29.3)
14 (355.6)	Consult Factory		Consult Factory		Consult Factory		Consult Factory		Consult Factory		Consult Factory		Consult Factory				
16 (406.4)	Consult Factory		Consult Factory		Consult Factory		Consult Factory		Consult Factory		Consult Factory		Consult Factory				

Notes: * Lined piping which exceeds the liner thickness specification of ASTM 1545 may require ring spacers to avoid disc swing
 ** 12" valve size only, the operator mounting holes are offset 15° on ISO 5211 F12 bolt circle

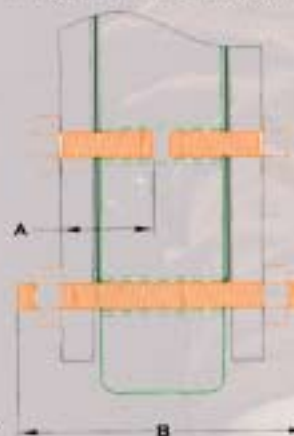
DIMENSIONS & WEIGHTS



Wafer and Lug Valves with Gear

SIZE in. (mm)	A in. (mm)	B in. (mm)	C in. (mm)	D in. (mm)	E in. (mm)	F in. (mm)
3 - 6 (76.2) (152.4)	6 1/2 (155.7)	5 (127)	2 1/4 (55.5)	1 1/4 (28.2)	2 1/8 (52.3)	6 (152.4)
8 (203.2)	6 1/2 (171.4)	5 (127)	2 1/4 (55.5)	1 1/4 (28.2)	2 1/8 (52.3)	8 (203.2)
10 - 12 (254) (304.8)	7 1/2 (184.1)	6 1/2 (170.7)	2 3/4 (75.7)	1 1/2 (34.8)	2 1/2 (63.5)	12 (304.8)
14 - 16 (355.6) (406.4)	Consult Factory					

FASTENER INFORMATION



Fasteners for Installation of Lug Bodies

Valve Size	2	3	4	6	8	10	12	14	16
Number of Fasteners	8	8	16	16	16	24	24	24	32
Thread Call-out	5/8 - 11 UNC			3/4 - 10 UNC		7/8 - 9 UNC		1 - 8 UNC	
"A" Length of Fastener	1-1/2	1-3/4	1-3/4	2	2-1/4	2-1/2	2-1/2	2-3/4	3

Fasteners for Installation of Wafer Bodies

Valve Size	2	3	4	6	8	10	12	14	16
Number of Fasteners	4	4	8	8	8	12	12	12	16
Thread Call-out	5/8 - 11 UNC			3/4 - 10 UNC		7/8 - 9 UNC		1 - 8 UNC	
"B" Length of Fastener	5	5-1/2	5-3/4	6-1/2	6-3/4	7-3/4	8-1/4	8-3/4	9-3/4

How to Order & Specify

EXAMPLE:

6" WAFER STYLE VALVE WITH EPDM SEAT, 316 S.S. DISC,
B7 ZINC PLATED FASTENERS, 10 POSITION D.I. WRENCH
PART NUMBER: **86006WO1-2-P-02**



STEP 1 STEP 2 STEP 3 STEP 4 STEP 5 STEP 6 STEP 7
860 - 06 - WO - 1 - 2 - P - 02

- | | | | |
|--|--|--|---|
| <p>STEP 1
860 = BUTTERFLY VALVE</p> <p>STEP 2
DETERMINE VALVE SIZE</p> <p>02 = 2" (50MM)
03 = 3" (80MM)
04 = 4" (100MM)
06 = 6" (150MM)
08 = 8" (200MM)
10 = 10" (250MM)
12 = 12" (300MM)
14 = 14" (355MM)
16 = 16" (406MM)</p> | <p>STEP 3
DETERMINE VALVE BODY STYLE</p> <p>WO = FLANGED WAFER (STD.)
LC = LUG COMPOSITE THREADS
L4 = LUG STAINLESS INSERT</p> <p>STEP 4
DETERMINE SEAT MATERIAL</p> <p>1 = EPDM FOOD GRADE
2 = HYPALON</p> | <p>STEP 5
DETERMINE DISC MATERIAL</p> <p>1 = EPDM COVERED
NICKEL PLATED D.I.
2 = 316 STAINLESS
3 = HASTELLOY C276
4 = UHMWPE COVERED S.S.
5 = TITANIUM GRADE C-2
6 = HYPALON COVERED</p> <p>STEP 6
DETERMINE BODY BOLT MATERIAL</p> <p>P = GRADE B7 ZINC PLATED (STD)
S = GRADE B8M STAINLESS
H = HASTELLOY C276
Z = SPECIAL</p> | <p>STEP 7
DETERMINE VALVE OPERATOR</p> <p>01 = BARE STEM (STD.)
02 = 10 POSITION DI WRENCH
S2 = 10 POSITION S.S. WRENCH
03 = WORM GEAR CAST IRON
S3 = WORM GEAR STAINLESS
04 = PADLOCKING GEAR CAST IRON
S4 = PADLOCKING GEAR STAINLESS
05 = AIR ACTUATED
06 = ELECTRIC ACTUATED
ZZ = SPECIAL</p> |
|--|--|--|---|

1. Scope

- The following product specification applies to resilient seated butterfly valves for food, pharmaceutical, semiconductor, chemical and/or abrasive services. Valve shall be rated for 150 psi continuous operation and have temperature rating of (-30°F to +250°F). Valves must be bubble tight and provide (5) year valve body warranty.
- It is recommended that you check the chemical compatibility with your material selection

2. Valve Body

- Valve body shall be manufactured from vinyl ester and Fiberglass composite. The valve body shall be full-face flange wafer or lug style for end of the line service. Valve body shall be capable of direct threading for lug style and threads shall have nominal pullout strength of 250ft lbs.
- Valve body composite shall have a nominal tensile strength of 50,000psi as per ASTM D-256
- Valve body composite shall have a nominal notched izod impact strength of 30ft lb. per inch or 1760 J/M
- Valve shall be equipped with operator mounting flange that is compliant to ISO 5211 and flange fasteners shall not be pressure retaining

3. Valve seat and energizer

- Valve seat shall be molded food grade EPDM or Hypalon elastomer depending on service conditions, and shall be capable of full vacuum service
- Valve sealing face of the seat shall be recessed into valve body to eliminate liner cold flow (creep).
- Valve seat shall be mechanically retained to valve body to control movement and retention during installation.

4. Valve disc and stem

- Disc and stem shall be one-piece blowout resistant investment casting and stem shall be double "D" machined where operator is attached. Two piece stem and disc and exposed fasteners on disc shall not be allowed. Welded stem to disc shall not be allowed.

- Disc shall be lined or unlined. Lined disc shall have an electroless-nickel plated ductile iron core encapsulated with food grade EPDM meeting FDA food contact regulation 21CFR177.2600 or commercial Hypalon and have a nominal liner thickness of .125". Unlined disc shall be 316/316L stainless steel, Hastelloy C276, or commercially pure Titanium. Disc material shall be determined by service conditions.
 - Stem shall have machined locking barbs at both ends of disc to provide torturous no leak path with valve seat.
 - Valve stem shall have top and bottom PTFE composite stem bearings
- ## 5. Valve triple stem seals
- Valve shall have matching radii molded seat and disc (ball and socket)
 - Valve shall have tight compression around stem maintained by resilient energizer against valve seat.
 - Valve shall have stainless steel tapered rings on top and bottom of disc that compress elastomeric valve seat onto locking barbs on the stem to provide a minimum of (3) sealing grooves.
 - Valve shall have Viton atmospheric seal
- ## 6. Valve fasteners
- Valve body fasteners shall be hex head cap screws and nuts.
 - Fasteners shall be zinc dichromate plated B7 per ASTM A193 standard material. B840 stainless steel optional.
- ## 7. Valve testing
- Valve seat shall meet testing criteria of MSS-SP67. Valve shall be seat seal tested with 150 psi nitrogen and stem seals tested to 165 psi nitrogen with no allowable leakage. All valves shall be tagged per MSS-SP25 for identification and shall have a unique serial number.
- ## 8. Valve manufacturer
- Valve shall be manufactured by PureFlex, Inc., 4617 East Paris Ave., Kentwood, Michigan 49512. Phone 616.554-1100, fax 616.554-3633, www.pureflex.com

PUREFLEX, INC. INFORMATION IS BASED ON TECHNICAL DATA AND TESTING THAT PUREFLEX BELIEVES TO BE RELIABLE AND IS SUBJECT TO CHANGE WITHOUT NOTICE. THE INFORMATION IS INTENDED FOR USE BY PERSONS HAVING TECHNICAL SKILL, AT THEIR OWN DISCRETION AND RISK. SINCE CONDITIONS OF PRODUCT ARE OUTSIDE OF PUREFLEX, INC CONTROL, PUREFLEX, INC MAKES NO WARRANTIES, EXPRESS OR IMPLIED, AND ASSUMES NO LIABILITY IN CONNECTION WITH ANY USE OF THIS INFORMATION. PUREFLEX™, TASK-LINE™ AND DURCOR-62™ ARE TRADEMARKS OF PUREFLEX, INC. HASTELLOY IS A REGISTERED TRADEMARK OF CABOT CORP.



4617 EAST PARIS AVE. KENTWOOD, MI. 49512 USA
616.554-1100 FAX 616.554-3633
WWW.PUREFLEX.COM